



Table of Contents

Thank you for choosing MotionRocket.....	3
Unpacking your Launchpad.....	3
Connecting your Launchpad.....	4
Installation Guidelines.....	4
Connecting User Monitor.....	4
Connecting Video Sources.....	5
Overview of SDI I/O Card Ports.....	5
Live Input for DVI Rendering.....	5
SDI Output.....	5
SDI Key and Fill Option.....	6
Connecting Audio Output.....	6
Launchpad Physical Dimensions.....	7
MotionRocket Warranty.....	8

Thank you for choosing MotionRocket

We are confident you will enjoy using your new Launchpad system.

If you have any questions or concerns, please do not hesitate to contact us.

<http://www.motionrocket.com>

Phone: 727-537-0836

Unpacking your Launchpad

Maximum attention has been given to securing your Launchpad prior to shipment, with that said, damage during shipment IS POSSIBLE. Please inspect the following items upon receipt:

- ✦ Chassis Integrity – Ensure you visible signs of damage is present
- ✦ Removable Drives – Ensure removable hard drive cage doors are secure and the drives are properly connected

Connecting your Launchpad

Installation Guidelines

In order to ensure the reliability of your Launchpad, please adhere to the following installation guidelines.

1. Ensure the area where the system is to be installed is climate controlled. If HVAC is not available 24-7, ensure system is turned OFF during times of non-climate control.
2. Ensure the system and user interface monitor are connected to a uninterrupted power supply (UPS). If automatic shut-down is available on the UPS, it is recommended.
3. If a remote KVM is desired, MotionRocket recommends Avocent products. Ensure the KVM solution supports the user interface monitor resolution ([1280x1024@60Hz](#) or [1440x900@60Hz](#))
4. DO NOT use any form of USB “Hub” to connect mouse and or keyboard.
5. Internet connectivity is highly recommended to ensure your software is up to date and remote technical support is available.

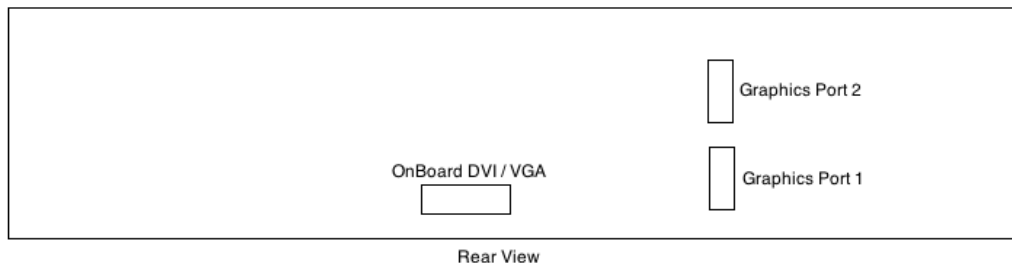
Adhering to these guidelines is **highly recommended**. In extreme cases, failure to adhere to these guidelines may cause the manufacturer's warranty to be voided.

Connecting User Monitor

If Launchpad will be used as an SDI video server, connect the user monitor to “Graphics Port 1”

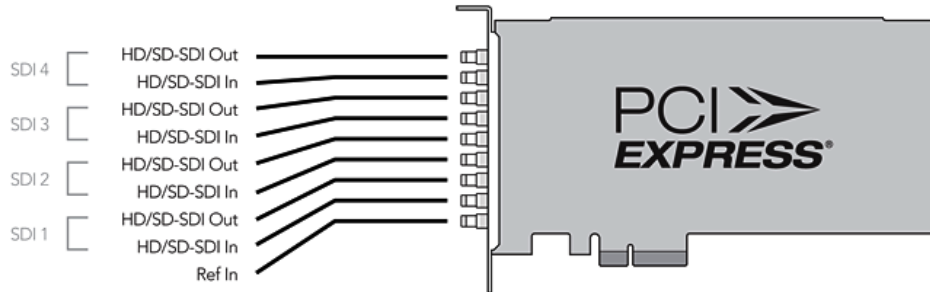
If DVI rendering is desired, connect the user interface to the “OnBoard DVI / VGA port” (if available) or “Graphics Port 1”.

Secondary devices such as LED screen processors can be connected to “Graphics Port 2” and or Graphics Port 1 (If onboard port is available).



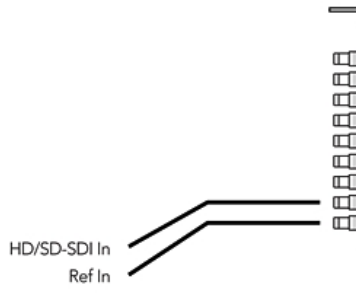
Connecting Video Sources

Overview of SDI I/O Card Ports



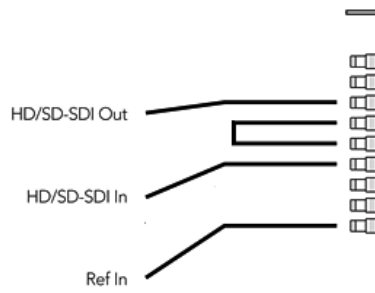
Live Input for DVI Rendering

When live video is used on a DVI output configuration, ensure the SD/HD SDI input signal is connected to Channel 1 Input



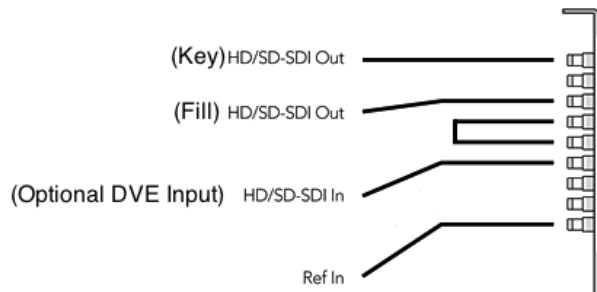
SDI Output

When connecting launchpad as a video pass-through. The input SDI port is Channel 2 Input. Launchpad will passthrough video if software is closed.



SDI Key and Fill Option

If a separate Key signal is desired, the Key signal will be on Channel 4 Output.



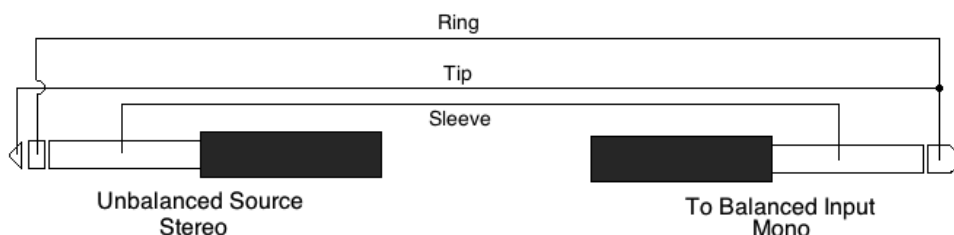
Connecting Audio Output

The 3.5mm Line Out port on the motherboard is UNBALANCED STEREO.

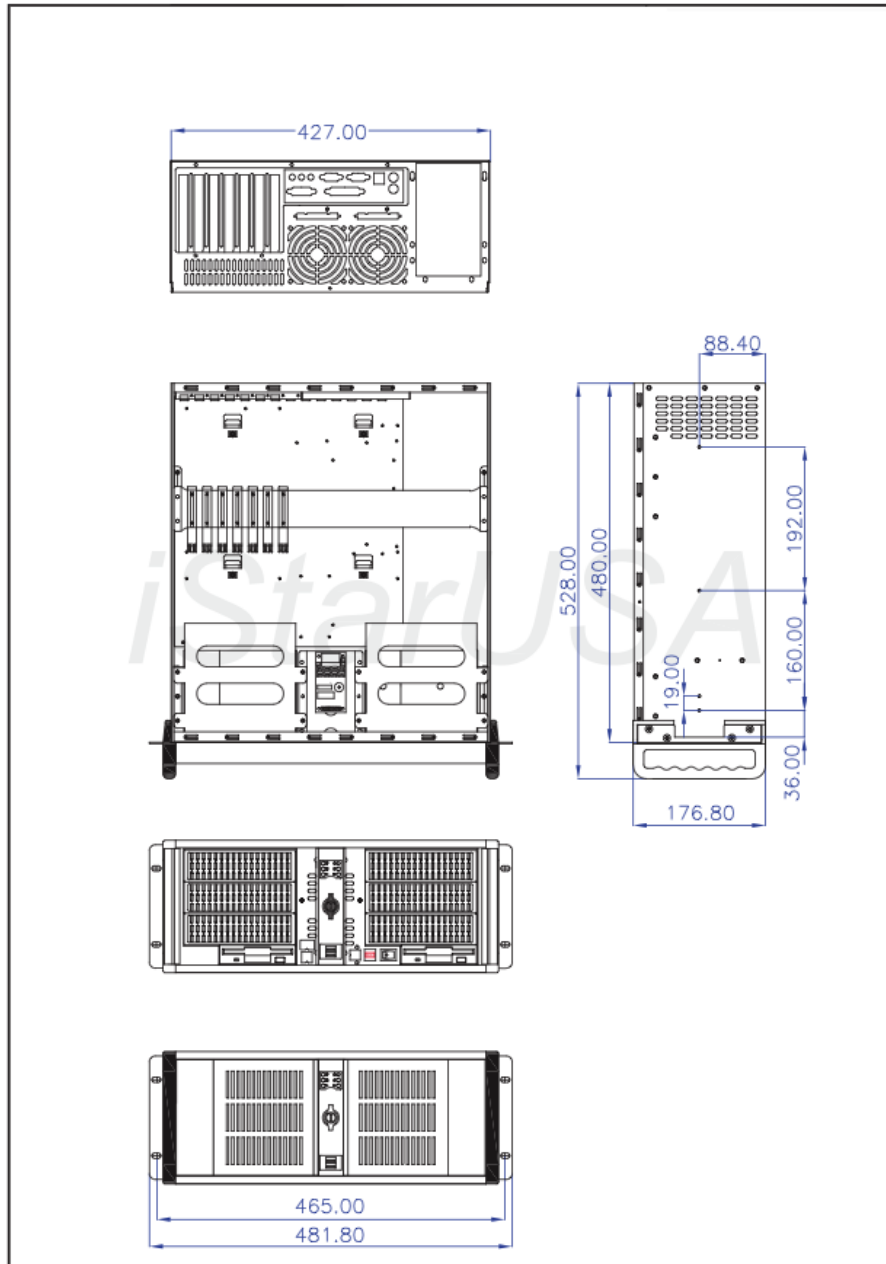
This will require conversion before it can be fed into a BALANCED audio mixer.

The recommended method for conversion is to use a product similar to the TX-J2 Unbalanced Input Transformer (Unbalanced stereo input to summed balanced mono output) from RDL (<http://www.rdl.net.com>).

Optionally, a custom cable can be made to convert the unbalanced signal to mono balanced.



Launchpad Physical Dimensions



MotionRocket Warranty

MotionRocket LLC (hereinafter referred to as MotionRocket) warrants to the original purchaser that this Launchpad computer system hardware will be free from defects in materials and workmanship for a period of **one (1) year** from the date of invoice. This warranty applies to the components comprising the system unit, including: CPU, motherboard, memory, hard drive, floppy drive, video card, cd-rom drive, DVD drive, case, power supply, and other standard internal components normally carried and offered for sale by MotionRocket. MotionRocket software is warranted for a period of **one (1) year** and includes, during that year, software updates, bug fixes, and technical support.

Keyboards and mice, if defective, will be replaced in advance of the return of the failed component. Failed items must be returned to MotionRocket freight prepaid by the customer within 10 days or they will be subject to invoice for the unreturned products. Monitors, scanners, speaker sets, external drives, backup media and power protection devices are covered under their respective manufacturer's warranties.

All component items not normally carried and offered for sale by MotionRocket or otherwise identified as "special order" or "non-stock" are covered under their respective manufacturer's warranties. Customer assumes full responsibility of working with the original manufacturer to resolve any warranty issues for "special order" or "non-stock" items.

This warranty is a limited warranty. As the sole remedy for a breach of this warranty, MotionRocket will, at its discretion, repair or replace defective components with new or like new (tested equivalent to new) components of equivalent or better performance. During this warranty period MotionRocket will repair or replace defective components. When the system unit is delivered freight prepaid to an MotionRocket servicing facility, MotionRocket will restore the system unit to its original operating configuration at no additional cost. Some problems or defects may require Customer to **reformat or replace** a Hard Disk Drive. Under such circumstances **all data** on the disk drive **may be lost**. Customer is **solely responsible** for the security of data. MotionRocket **shall not** be liable for the loss or destruction of data or media resulting from a defect in materials or workmanship covered by this Warranty. **MotionRocket strongly advises Customer to implement and maintain a daily routine to backup data to minimize the loss of data in the event of Equipment failure.** Customers that intend to keep a failed Hard Disk Drive to attempt data recovery or protect/secure the data must make arrangements to purchase a replacement Hard Disk Drive. MotionRocket **will not** accept the failed Hard Disk Drive after the service incident has closed.

Component failures that have, in the sole opinion of MotionRocket, failed because of damage caused by accident, misuse, mishandling, misapplication, lack of proper maintenance or act of God/Nature, are not covered by this warranty. MotionRocket will complete warranty service within a period of time deemed reasonable by MotionRocket and return the repaired system unit to the Customer freight prepaid by normal surface transportation routing.

MotionRocket in no way offers as part of this warranty any on-site support or hardware repairs.

MOTIONROCKET IS NOT LIABLE AND SPECIFICALLY DISCLAIMS ANY DIRECT, INDIRECT, SPECIAL, EXEMPLARY, PUNITIVE, CONSEQUENTIAL OR INCIDENTAL DAMAGES, INCLUDING BUT NOT LIMITED TO LOST PROFITS OR LOSS OF BUSINESS OR DOWN TIME, YOUR TIME, THE CLAIMS OF THIRD PARTIES OR INJURY TO PROPERTY, REGARDLESS OF THE NATURE OF THE CLAIM, EVEN IF MOTIONROCKET HAS BEEN ADVISED OF THE POSSIBILITY OF SUCH DAMAGES. USER UNDERSTANDS AND AGREES THAT MOTIONROCKET IS NOT RESPONSIBLE FOR LOSS, DESTRUCTION OR DAMAGE TO SOFTWARE AND DATA. YOUR SOLE REMEDY AGAINST MOTIONROCKET IS LIMITED TO THE COST OF REPLACING THE DEFECTIVE EQUIPMENT AND/OR TO SEEK RECOVERY OF THE AMOUNTS YOU HAVE PAID FOR THIS WARRANTY.

In order to take advantage of this warranty, the original purchaser must provide a valid proof of warranty purchase. Reinstallation or restoration of the server operating system, configuring or rebuilding hard disk drive arrays, hardware additions, software not preinstalled by MotionRocket, upgrades, modifications, or configuration changes done by the customer are not covered by this warranty.

EXCEPT FOR THE WARRANTIES SET FORTH HEREIN, MotionRocket DISCLAIMS ALL OTHER WARRANTIES EXPRESS OR IMPLIED INCLUDING BUT NOT LIMITED TO WARRANTIES OF MERCHANTABILITY OR FITNESS FOR A PARTICULAR PURPOSE. ANY IMPLIED WARRANTIES THAT MAY BE IMPOSED BY APPLICABLE LAW ARE LIMITED TO THE DURATION OF THIS LIMITED WARRANTY.

This warranty gives you specific legal rights which may vary from state to state.